

Two Modes

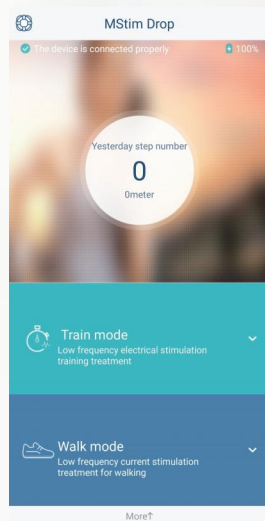
For patient who is unable to do active training, transiting from passive training to walking training.

You can choose this mode for muscle training when sitting or lying. The purpose of such mode is to accelerate muscle recovery, retard atrophy of the injured leg, keep and improve the ankle's range of motion, and enhance local blood circulation as well.

Gaiting Mode:

Stimulate while walking, restore neurological motor function.

This mode helps you walk with normal gait when you want to walk, stimulate while walking, and repeated training will leave traces on cerebral cortex, meanwhile, it feeds back to central nervous system, restoring cerebrum neurological motor function.



Technical Specifications

Mode	Train Mode, Walk Mode
Output Waveform	Symmetrical biphasic pulse
Pulse Duration	50- 500Qs
Pulse Frequency	1- 120Hz
Intensity	0- 100mA
Battery	Rechargeable Lithium Battery

Longest
PHYSIO & REHAB DEVICES

Guangzhou Longest Medical Technology Co., Ltd.

Address: 301 & 401 of Building 2 & Building 3, No.96, Chuangqiang Road, Ningxi Street, Zengcheng District, Guangzhou, Guangdong Province, 511399, China

Tel: 86-020-66353999 **Fax:** 86-020-66353920

E-mail: export@longest.cn **Website:** www.longestmedical.com



MStim Drop LGT-233

Improve Mobility and Walk More Naturally



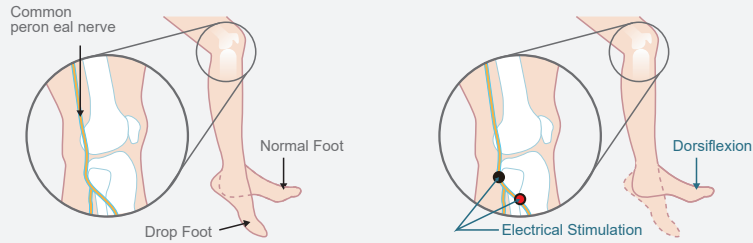
Health Life Longest Care

Longest

MStim Drop LGT-233

Portable Electro-Stimulation Therapy Device

MStim Drop LGT-233 System is intended to provide ankle dorsiflexion in adult and pediatric individuals who have foot drop following an upper motor neuron injury or disease. During the swing phase of gait, the "Mstim Drop LGT-233" electrically stimulates muscles in the affected lower leg to provide dorsiflexion of the foot. It improves gait, facilitates muscle re-education, prevent or retard disuse atrophy, maintain or increase joint range of motion, decrease pain, and increase local blood flow.



Applications


- Suitable for restoring lower limb function after central nervous system injury due to upper motor neuron lesions.
 - neuromuscular electrical stimulation, promote circulation, prevent deep vein thrombosis, prevent muscle atrophy, prevent joint contracture, ready improve function.
 - assist walking training to avoid the formation of a wrong walking exercise pattern, helping patients to form a good quality walking exercise mode.
 - compensatory foot drop, assisted walking. Promotes activation of weak inhibited dorsiflexors and promotes improved gait (walking) with minimal compensatory movement patterns

Features

- Built-in Smart Sensor



The built-in gyroscope and acceleration sensor control the timing and duration of electrical stimulation by tracking the swing angle and pace of patient's leg.



Wireless Bluetooth Connection

Quick connection easy and convenient



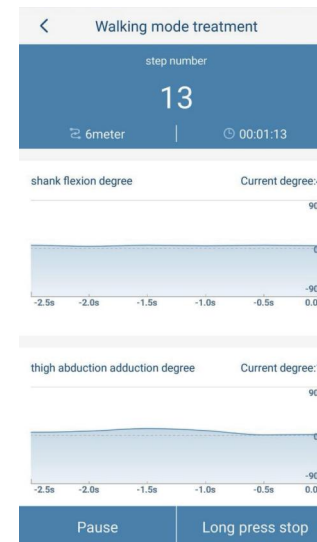
Small Unit

The unit is small and portable, and use with straps. It can be used for a long time without any sense of heavy while walking.



Real-time Dynamic Observation of Walking Angle

Observe walking angle changes every moment and record walking distance and number of steps simultaneously to facilitate quantitative motion data.



User-defined Programs

User-defined Programs
Customized protocols for per patients based on their conditions

